

# EDO Worklounge



## Features:

Inspired by Tokyo's "dori" (streets) and "yokocho" (laneways), the EDO Streetscape pays homage to the city's sophisticated blend of technology and tradition. Offering a modular kit of parts for creating "utsukushi basho" (beautiful places) for people to work, learn and refresh.

## Options:

- 3 base options: timber rail, timber round and metal round
- Height adjustment on round metal legs
- Two-tone upholstery
- Two backrest heights
- Single or Double table top with GPO and dual USB

**Design:** SCHAMBURG + ALVISSE

**Warranty:** 5 years

**Certifications:** GECA, FSC

**Awards:** Good Design Award Gold Winner

## Finishes:

Upholstered in ZENITH House Fabric or COM. Refer to ZENITH House Finishes Specification for full range. Laminate or polytec table top.

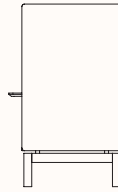
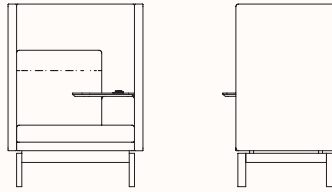
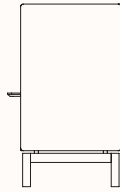
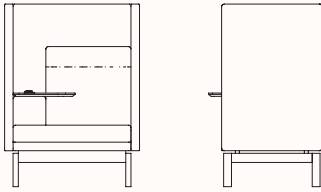
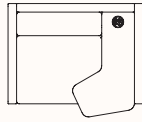
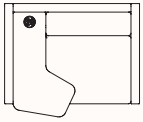
## Legs:



## Table Top:



**Dimensions:**

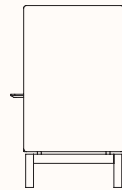
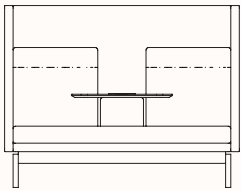
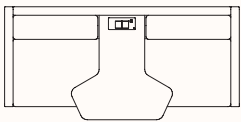


**Single LHS**

OW 1030mm  
TW 473mm  
OD 870mm  
SH 470mm  
TH 720mm  
OH 1200/1400mm

**Single RHS**

OW 1030mm  
TW 473mm  
OD 870mm  
SH 470mm  
TH 720mm  
OH 1200/1400mm



**Double**

OW 1800mm  
TW 473mm  
OD 870mm  
SH 470mm  
TH 720mm  
OH 1200/1400mm